

AFRICA ENERGY CORP

# Near-Term High-Impact Oil Exploration

January 2019

A LUNDIN GROUP COMPANY



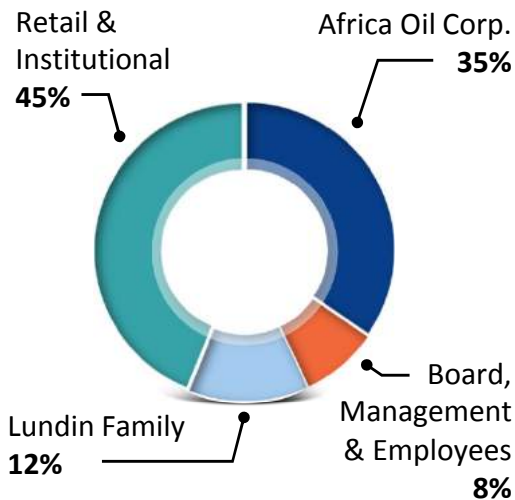
*The Odjell Deepsea Stavanger is currently drilling the  
Brulpadda Prospect on Block 11B/12B in South Africa.*

# Corporate Profile



- Independent oil exploration company
- Focused on under-explored regions in Africa
- Backed by Lundin Group
- Proven technical team from Energy Africa / Tullow Oil
- Near-term high-impact exploration assets
- Reviewing additional acquisition opportunities

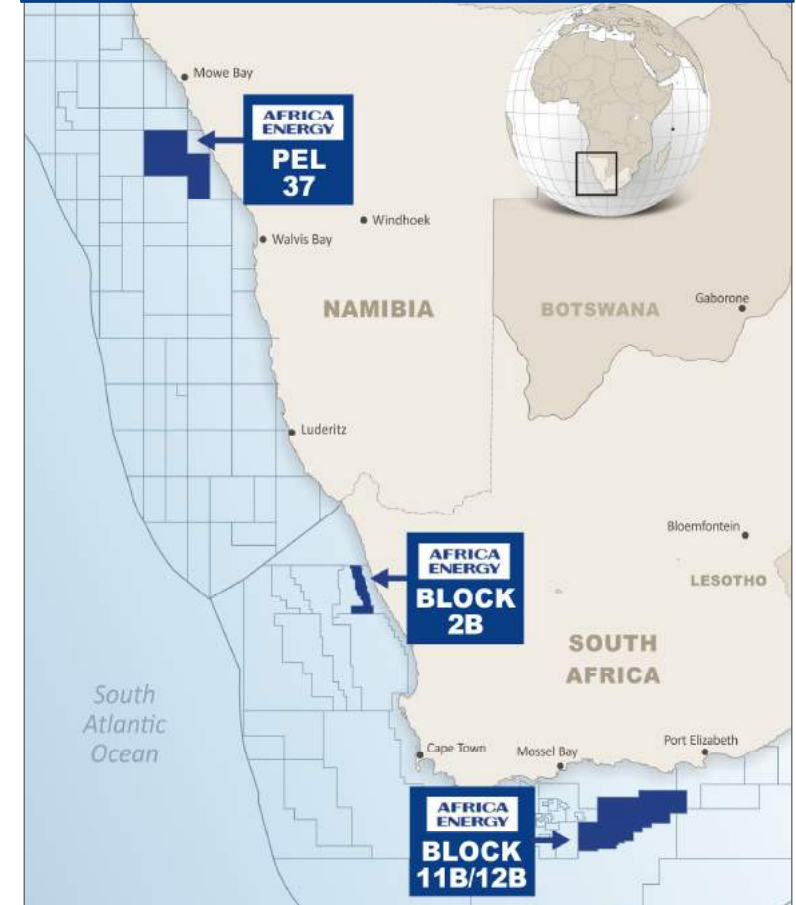
## Share Ownership



## Corporate Snapshot

<b>AFE/AEC</b>	TSX-V/First North Ticker
<b>C\$20</b> <b>SEK 1.30</b>	Share Price at January 11, 2019
<b>683.4</b>	Common Shares (million)
<b>31.9</b>	Stock Options (million)
<b>\$103.0</b>	Market Cap (US\$ million)
<b>\$0</b>	Debt (US\$)
<b>\$37.9</b>	Cash at Sept. 30, 2018 (US\$ million)
<b>13</b>	Number of Employees

## Asset Footprint



## Equity Research

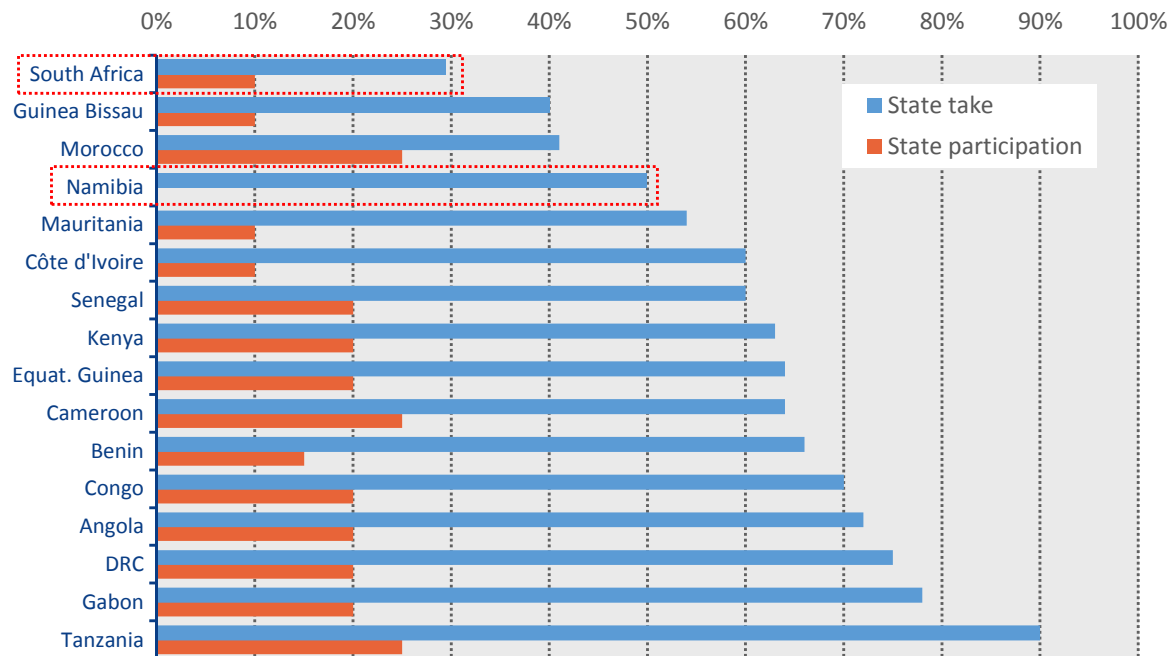
Pareto Securities	London	Shahin Amini
Numis Securities	London	Thomas Martin
SpareBank 1 Markets	Oslo	Teodor Sveen-Nilsen



# Building an African Champion

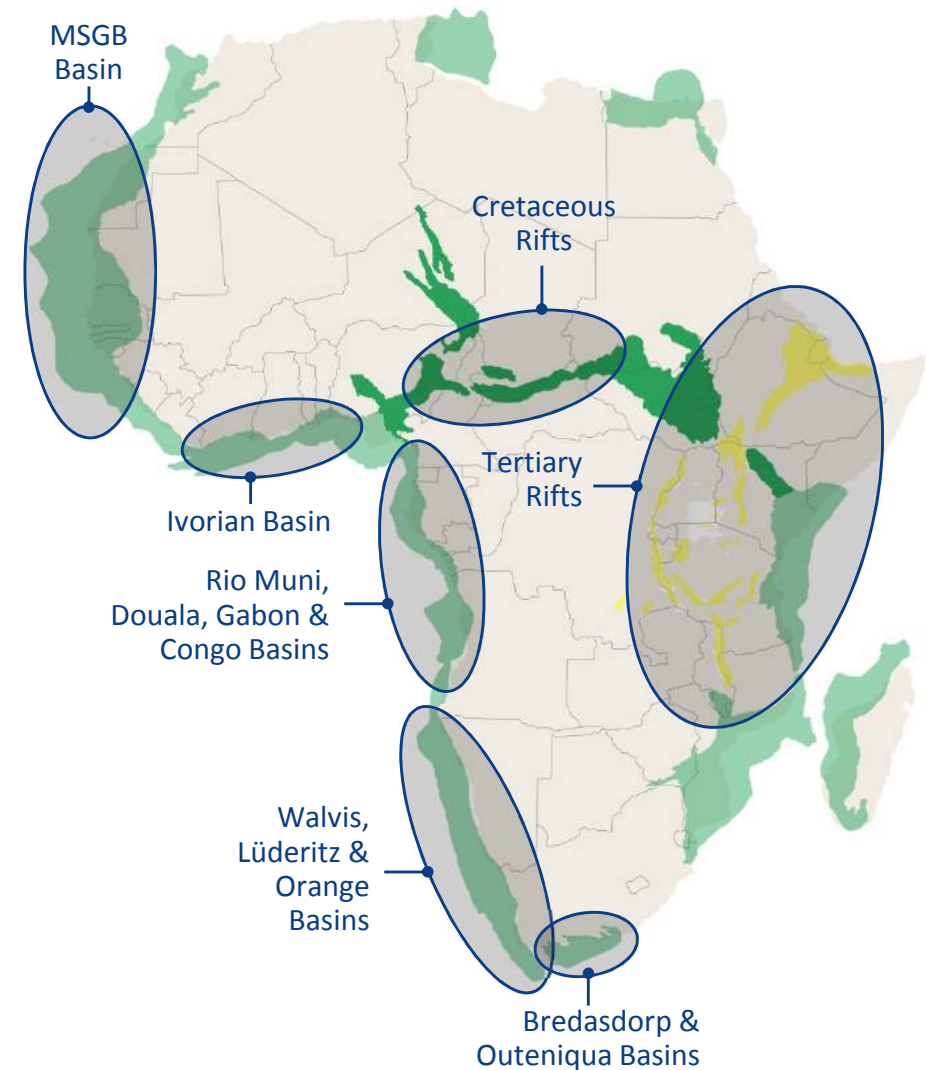
- Focused on frontier regions in Africa
- Prefer offshore, non-operated minority interests
- Targeting stable countries with good commercial terms

## Net State Take & Participation by Country

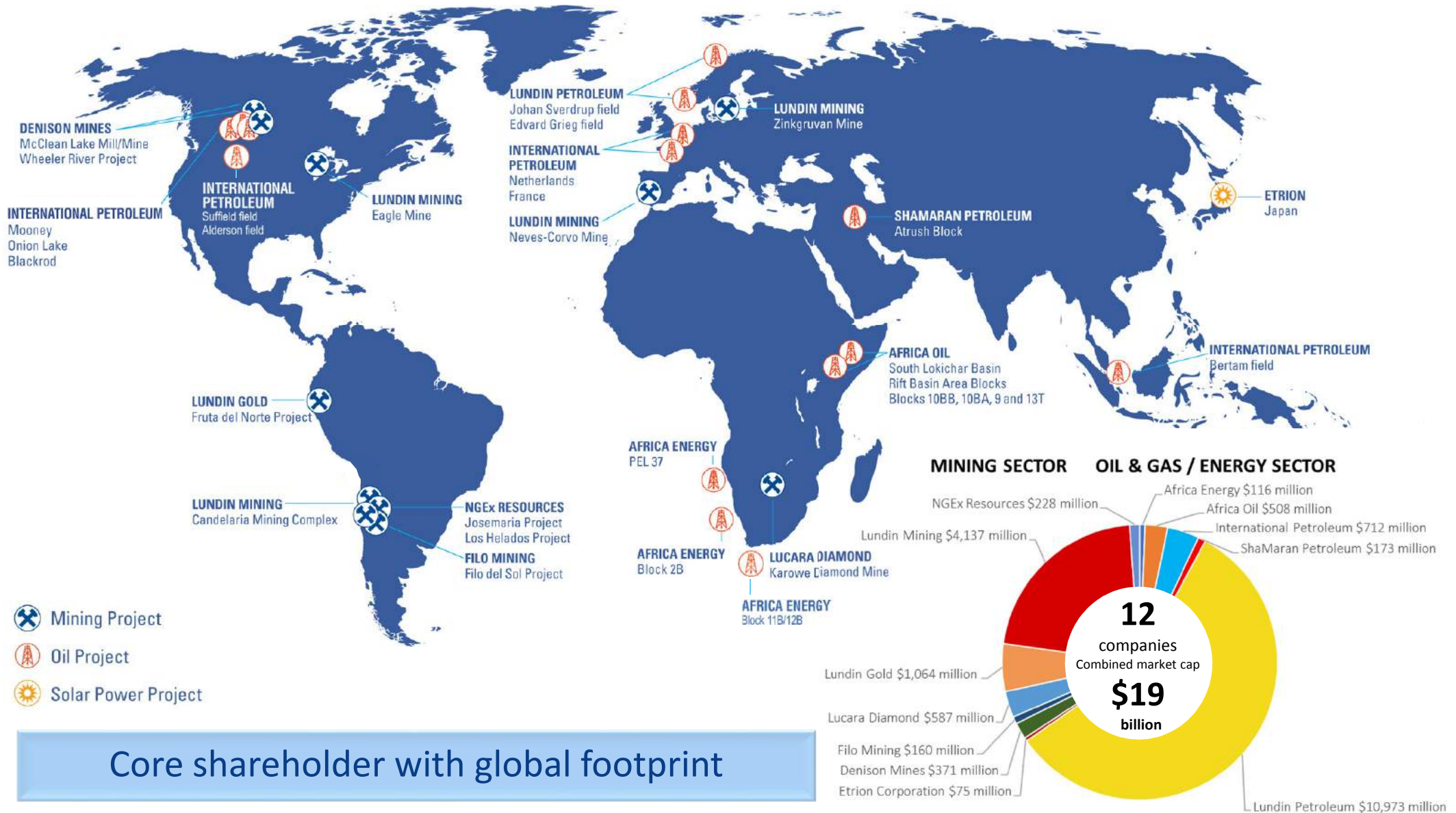


Source: Company estimates.

## New Venture Focus Areas



# Lundin Group of Companies



Core shareholder with global footprint

Group market cap information shown in CAD as of December 31, 2018.

# Lundin Group in Africa



Lundin investment in Africa exceeds \$5 billion

# Non-Executive Directors



**Ashley Heppenstall, Chairman**

- Advisor to the Lundin family and Director of several Lundin Group companies
- Previously President and CEO of Lundin Petroleum AB



**Keith Hill, Director**

- President and CEO of Africa Oil Corp.
- Director of several Lundin Group companies



**John Bentley, Director**

- Chairman of Faroe Petroleum plc
- Previously CEO of Energy Africa Ltd.



**Ian Gibbs, Director**

- CFO of Africa Oil Corp.
- Director of several Lundin Group companies



**Adam Lundin, Director**

- President and CEO of Filo Mining Corp.
- Previously Co-Head of the London office for Pareto Securities Ltd.

Seasoned oil and gas veterans that know how to create value



# Senior Management




## Garrett Soden, President, CEO and Director

- Senior Executive and Board Member with the Lundin Group for over a decade
- Director of several listed natural resource companies
- BSc from London School of Economics and MBA from Columbia Business School



## Jan Maier, Vice President Exploration

- 32 years experience in African new venture exploration
- Previously New Business Development Manager and Exploration Manager for the African region at Tullow Oil plc and Energy Africa Ltd.



## Jeromie Kufflick, Chief Financial Officer

- 18 years financial experience in oil and gas industry
- Canadian Chartered Accountant
- Previously Corporate Controller for Africa Oil Corp.



*Africa Energy office in Cape Town, South Africa.*

Strong management team with regional and sector expertise

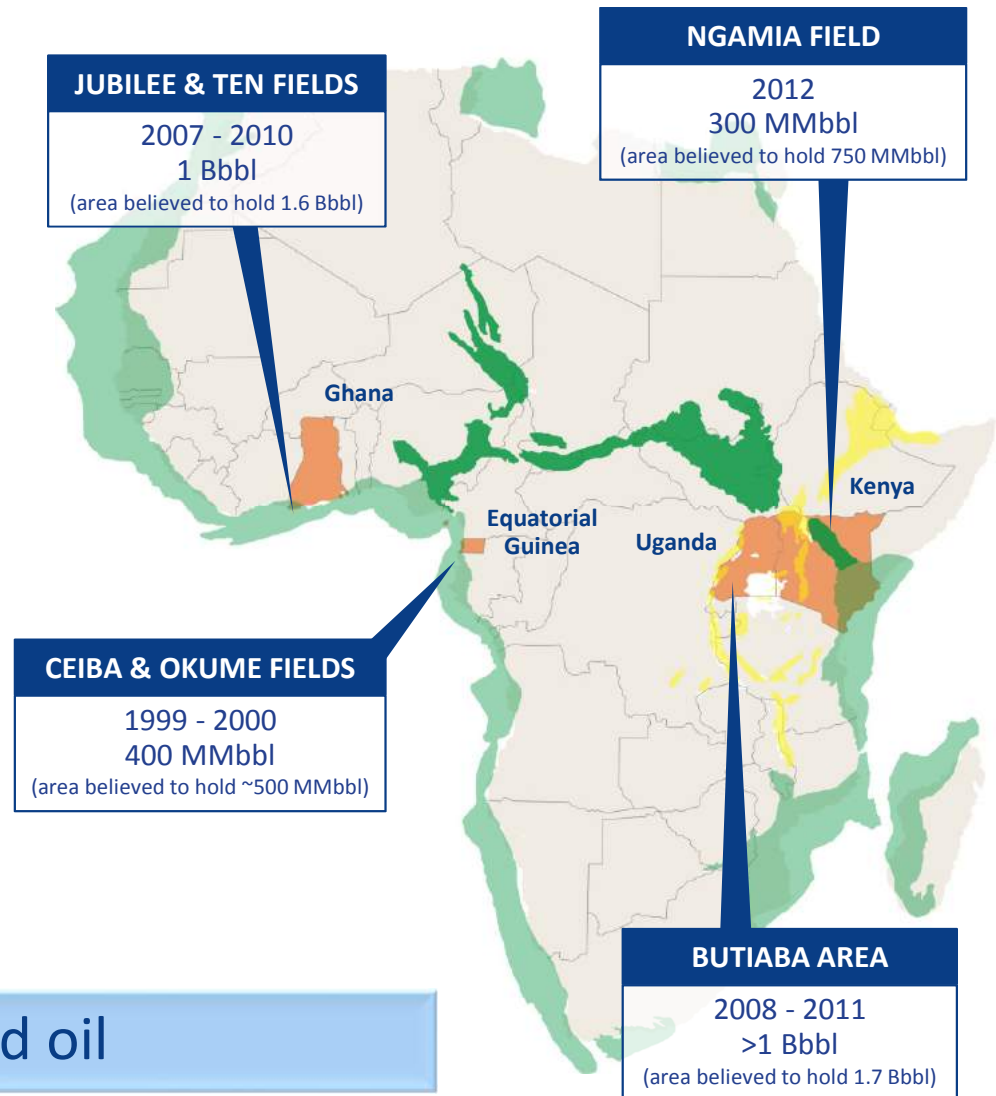
# Solid Track Record

## Four Basin Opening Discoveries in Africa



### Technical Team of Geologists and Geophysicists

- Working together across Africa for ~25 years
- Stratigraphic Trap Play and Rift Play expertise
- Major oil discoveries in Ghana, Equatorial Guinea, Uganda and Kenya with Energy Africa / Tullow Oil

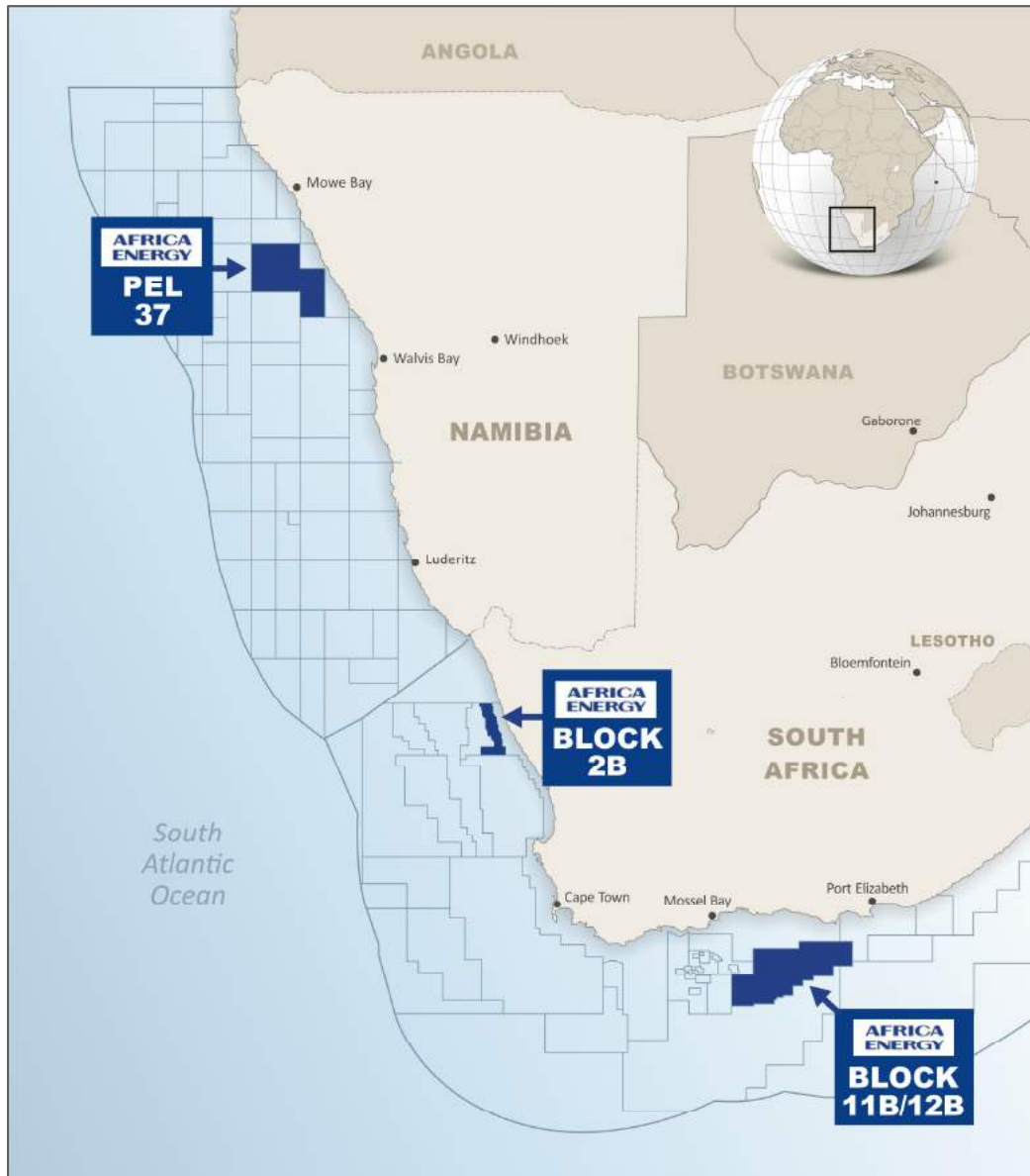


A team that knows how to find oil

*Resource numbers obtained from third party public disclosure and have not been subject to independent audit by the Company.*



# Asset Overview – Drill-Ready Prospects



## Block 11B/12B, offshore South Africa

- 4.9% effective interest
- Operated by Total SA
- Huge resource potential, high chance of success
- Currently drilling the Brulpadda Prospect

## Block 2B, offshore South Africa

- 90% participating interest
- Operated by Africa Energy
- Proven oil basin with existing discovery
- Farmout process with potential well in 2019

## PEL 37, offshore Namibia

- 10% effective interest
- Operated by Tullow Oil
- Cormorant Prospect drilled September 2018
- Proved the play with submarine fan and wet gas

# South Africa Overview

## Attractive Location / Fiscal Terms



### Active Players



### Fiscal Terms

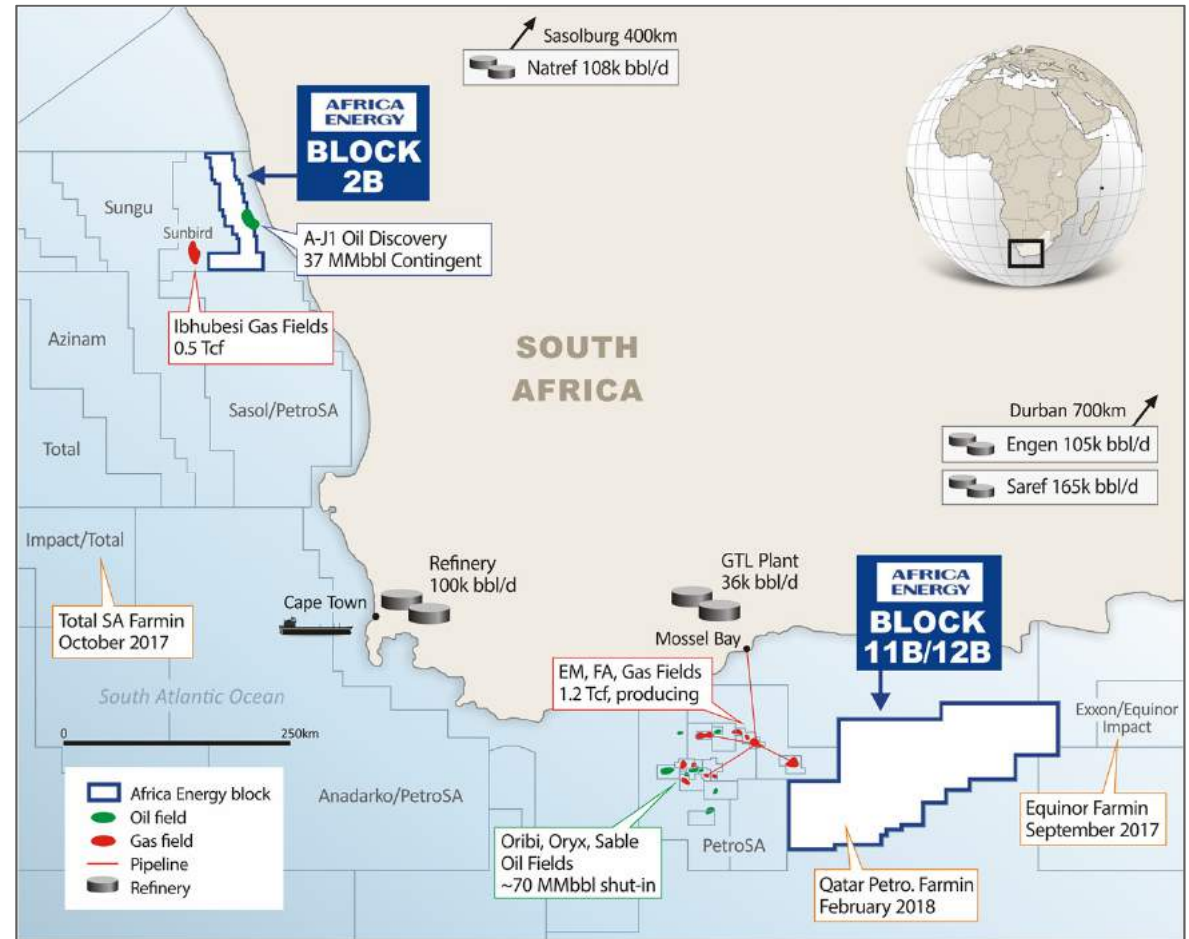
State Take < 30%



- **Royalty: 0.5-5%**
- **Income Tax: 28%**
- Tax benefit from cost uplift
- **After Tax Profit**
- **Tax Deductible Costs:**  
Including cost uplift,  
200% of exploration and appraisal,  
150% of capex and 100% of opex

### State and Black Economic Empowerment (BEE) Participation:

- 10% State back-in rights / 10% BEE participation rights



Blocks 2B and 11B/12B located near existing discoveries and infrastructure

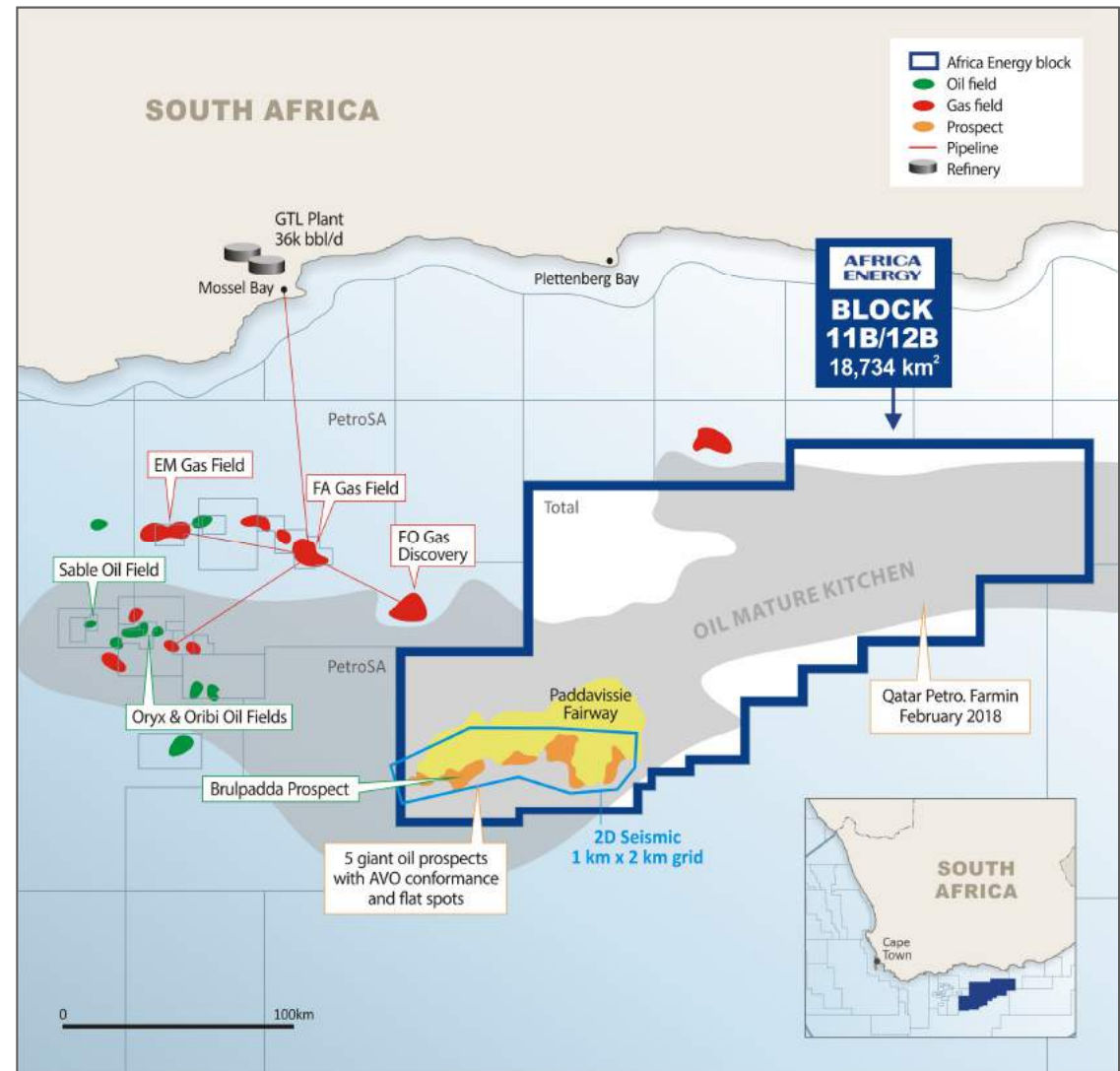
# South Africa Block 11B/12B

## Huge Resource Potential with High Chance of Success

- Five Cretaceous-age fans identified on 2D seismic
- Petroleum system proven by nearby oil fields
- Significant follow-on potential in success case

### Asset Summary

<b>AEC effective interest</b>	4.9%
<b>Partners</b>	Total (operator with 45%), Qatar Petroleum (25%), CNRL (20%)
<b>Basin</b>	Outeniqua Basin
<b>First well</b>	Brulpadda 1-AX re-entry well
<b>Spud date</b>	December 25, 2018
<b>Water depth</b>	1,432 m
<b>First well prospect size</b>	> 500 MMbbl <sup>(1)</sup>
<b>Well cost estimate</b>	~\$154 MM
<b>Play type</b>	Submarine fan
<b>Min. commercial field size</b>	~350 MMbbl at \$60/bbl <sup>(2)</sup>
<b>Work program to date</b>	2,200 km <sup>2</sup> 2D seismic and first attempt at Brulpadda well in 2014
<b>Seismic data</b>	2D survey by Fugro 2005
<b>Past costs to date</b>	> \$150 MM <sup>(2)</sup>



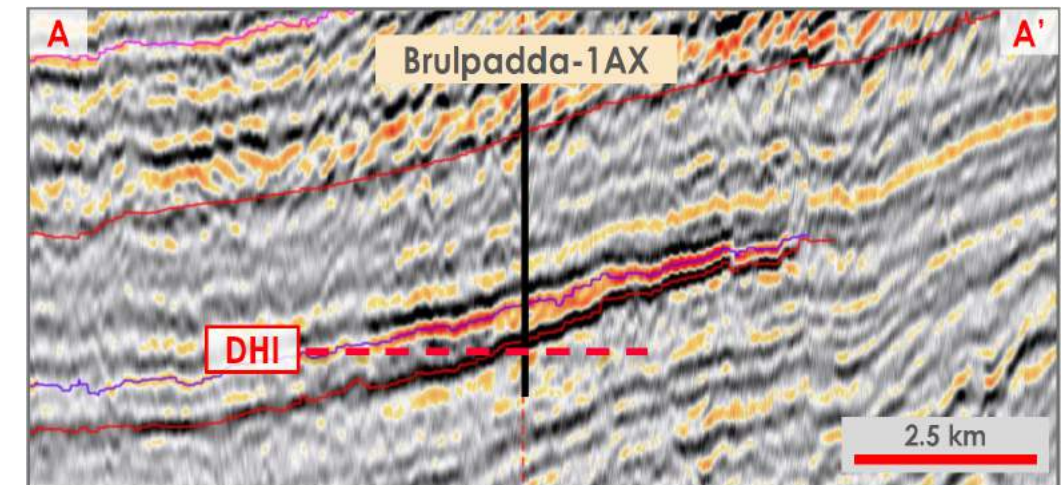
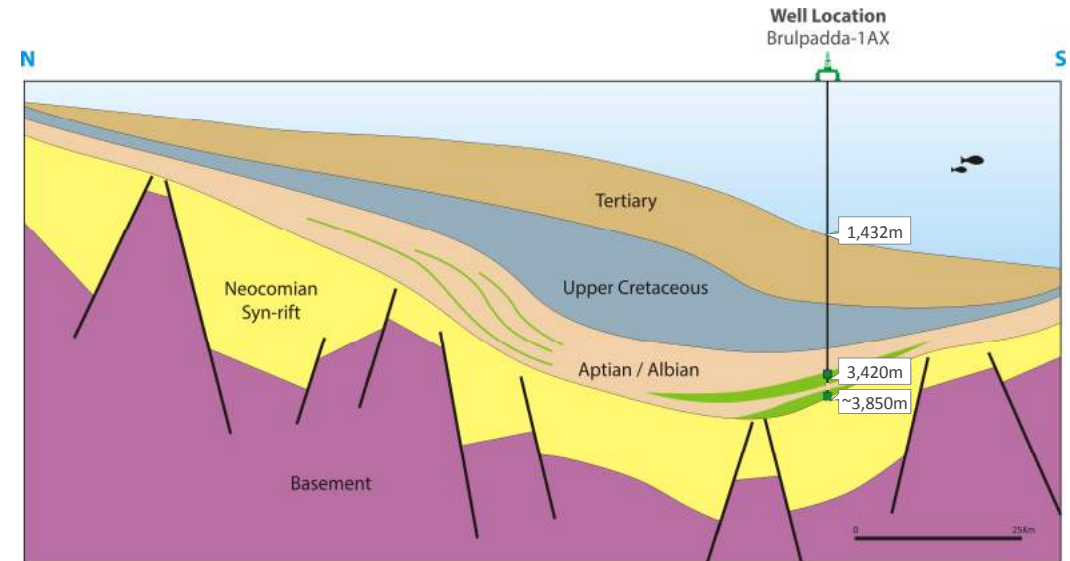
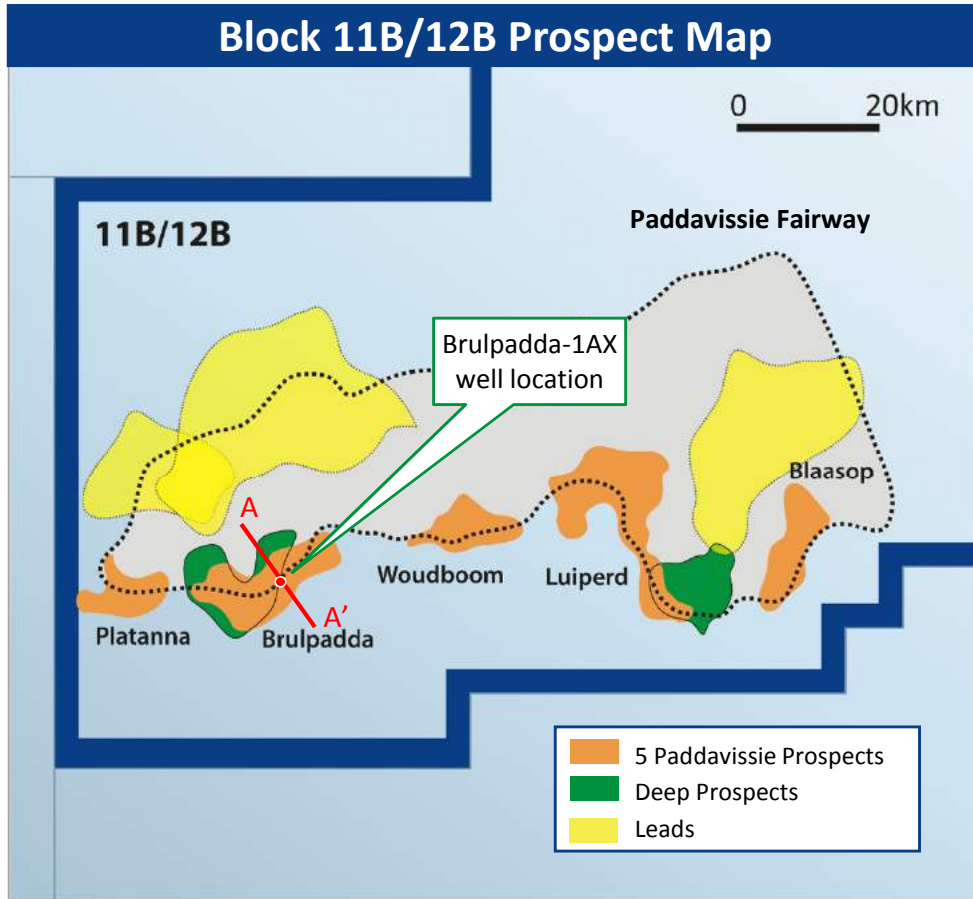
(1) Resource numbers obtained from third party public disclosure and have not been subject to independent audit by the Company.

(2) Company estimate.



# South Africa Block 11B/12B

## Five Giant Oil Prospects with Seismic Flat Spots



- Direct Hydrocarbon Indicators (DHI) on seismic data: Amplitude Variations with Offset (AVO) conformance to structure and flat spots

# South Africa Block 2B

## Proven Oil Basin

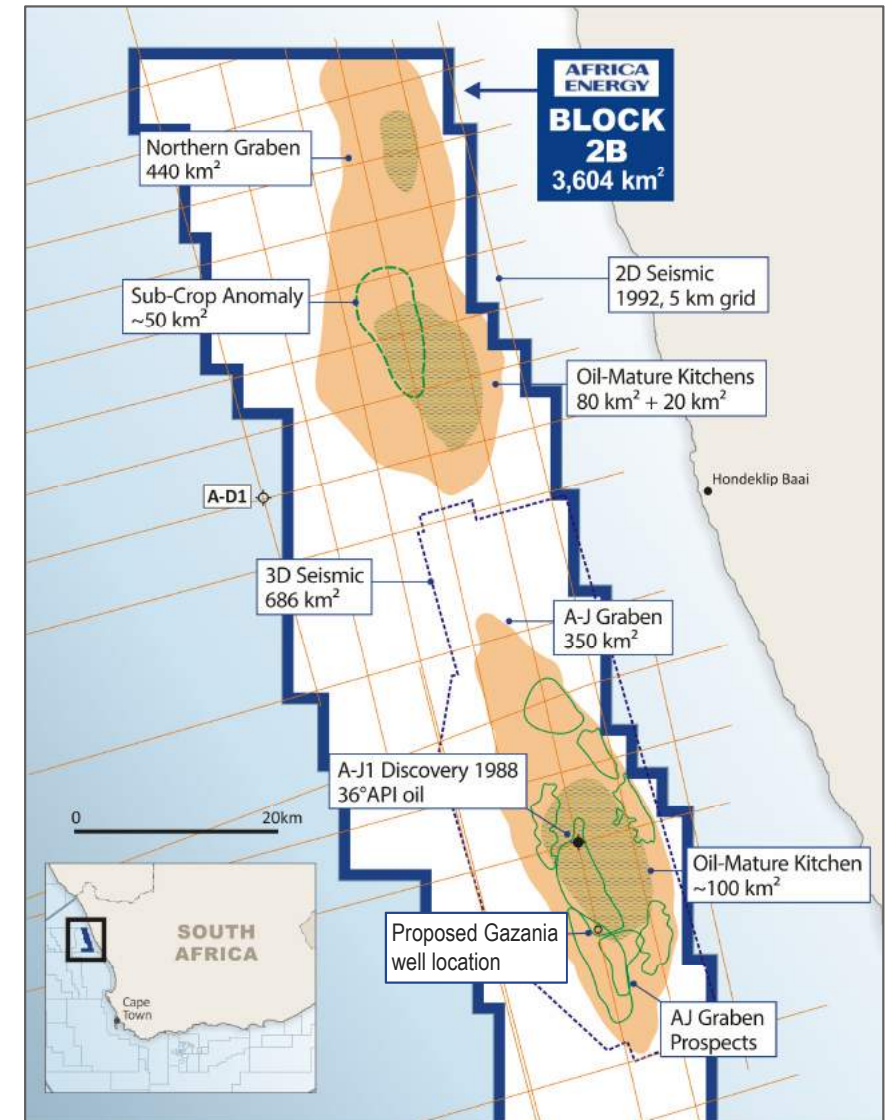
- A-J1 oil discovery in 1988 flowed high-quality oil to surface (36° API)
- Near-term low-risk exploration well planned updip from discovery
- Analogous to Lokichar Basin (Kenya) and Albertine Graben (Uganda)

### Asset Summary

AEC participating interest	90% (operator)
Partners	Crown Energy AB (10%)
Basin	Orange Basin
First well	Gazania-1
Planned spud date	Q4 2019
Water depth	150 m
First well prospect size	349 MMbbl <sup>(1)</sup>
Well cost estimate	~\$18 MM
Play type	Rift basin
Min. commercial field size	< 50 MMbbl at \$60/bbl <sup>(2)</sup>
Work program to date	686 km <sup>2</sup> of 3D seismic
Seismic data	3D survey by Western Geco 2012
Past costs to date	\$14 MM

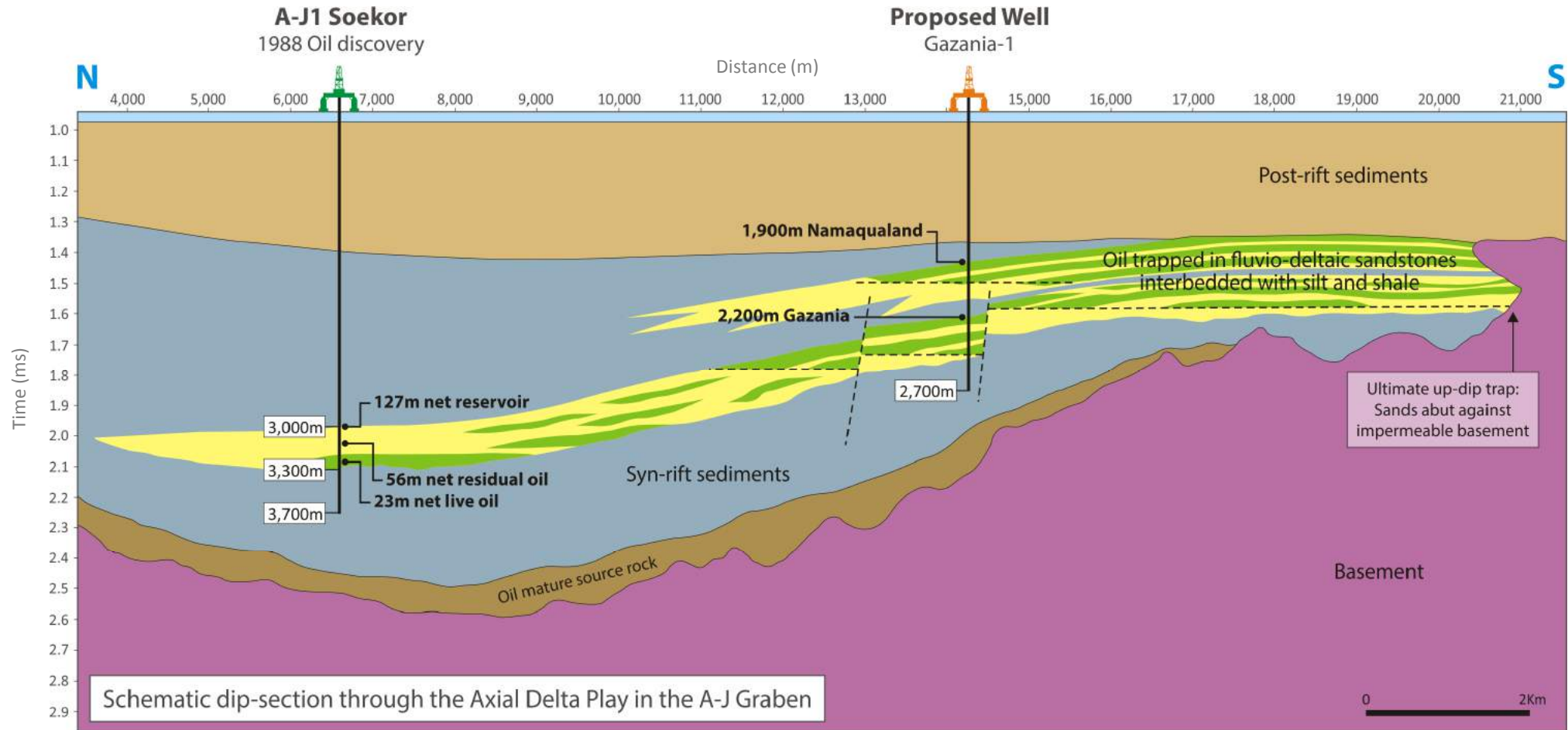
(1) Best Estimate Prospective Resources - 200 MMbbl have been subject to resource assessment by qualified third party resource auditor.

(2) Company estimate.



# South Africa Block 2B

## A-J Graben Axial Delta Play

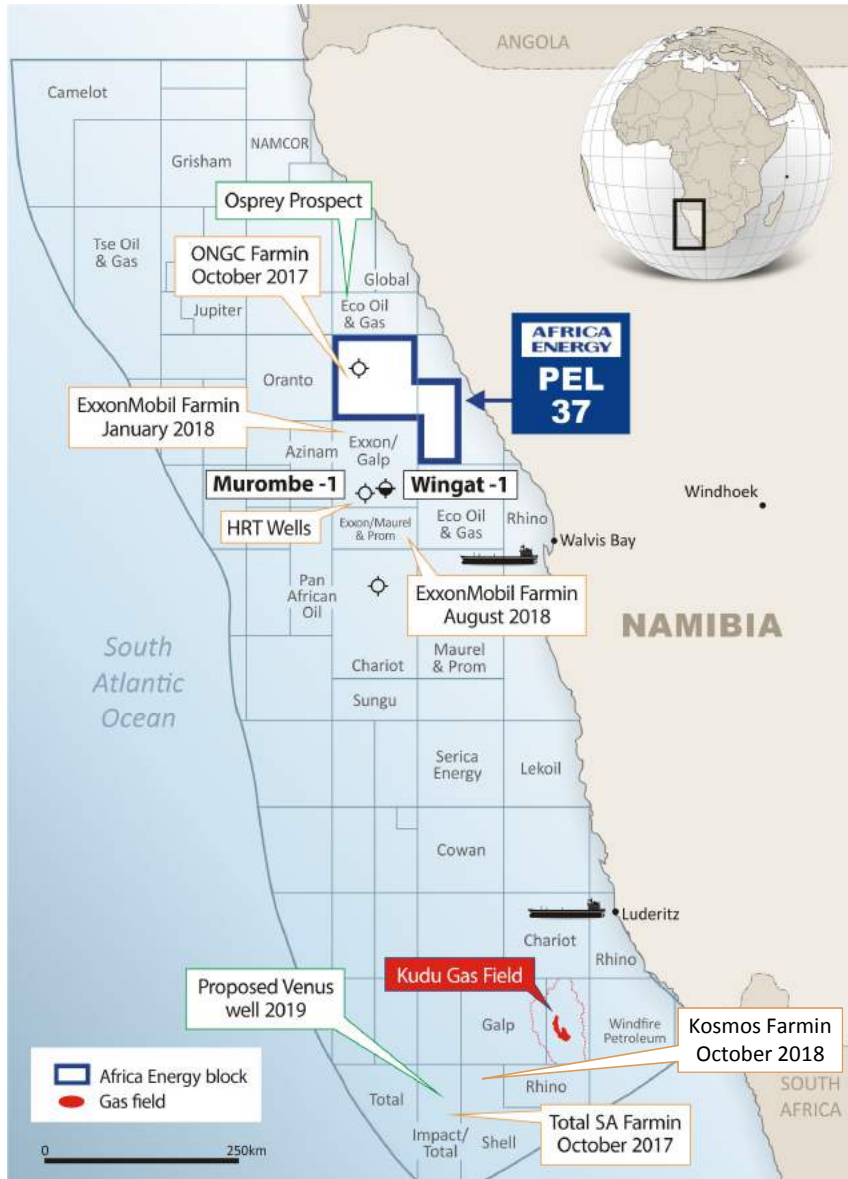


- Proposed drilling location will test both Namaqualand and Gazania Prospects
- Gazania Prospect up-dip of proven oil discovery (A-J1)
- Porosity improvement inferred by seismic inversion work



# Namibia Overview

## Attractive Location / Fiscal Terms



### History of Oil Industry

Namibia is under-explored. Kudu Gas Field discovered in 1974

Mature oil source proven by HRT wells in 2013 attracted return of major oil companies

Namibia has two major ports to service the oil industry

### Recent Country Entrants



### Fiscal Terms

State Take < 50%



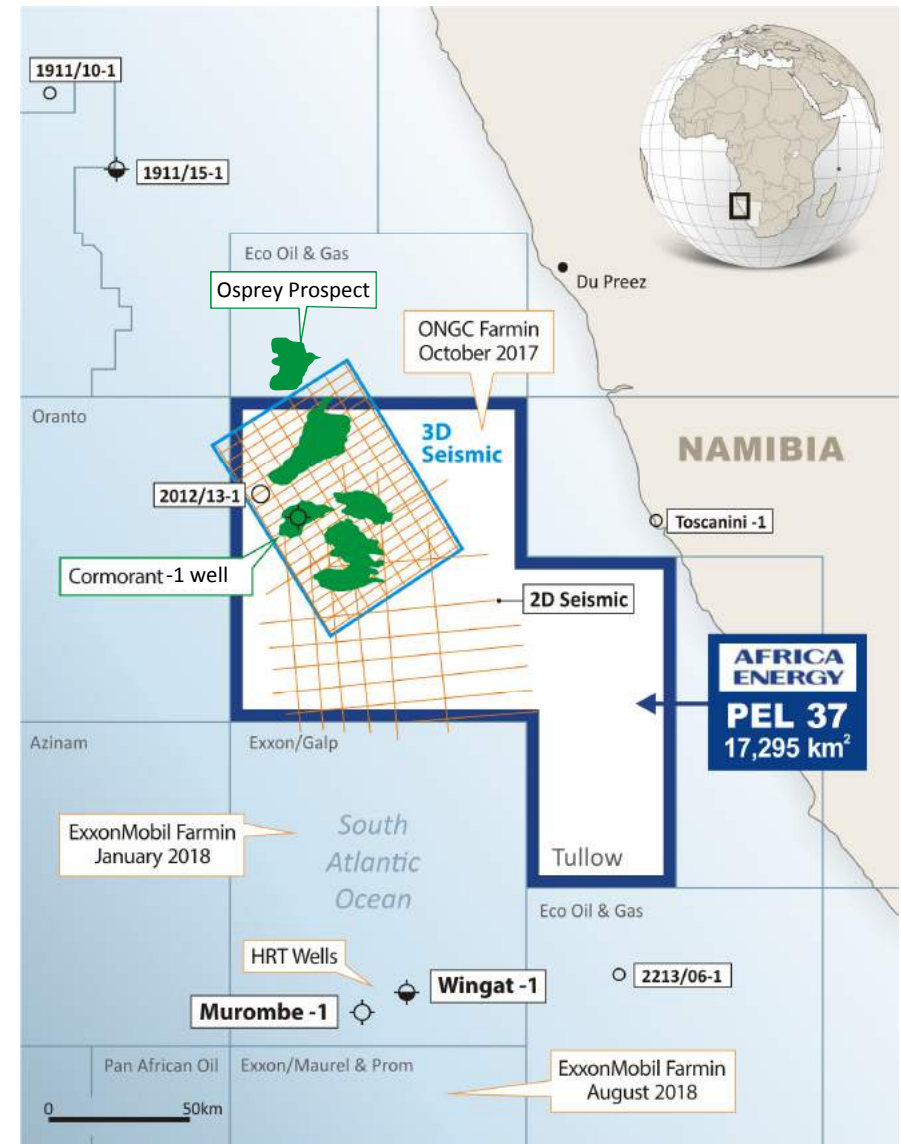
- **Royalty: 5%**
  - **Income Tax: 35%**  
Additional Profits Tax (APT): levied in 3 tiers, if after-tax rate of return levels achieved, nil for PEL 37 in 2nd and 3rd tiers
  - **After Tax Profit**
  - **Tax Deductible Costs:** E&P expenses deductible when incurred, development costs depreciated over time
- Other key terms:** No state participation/ No carry-forward limitation on losses

# Namibia PEL 37

## Significant Resource Potential

- Four Cretaceous-age fans identified on 3D seismic
- Mature source rock proven by nearby HRT wells
- Further prospectivity defined to the south with 2D seismic

Asset Summary	
AEC effective interest	10% <sup>(1)</sup>
Partners	Tullow (operator with 35%), ONGC (30%), Pancontinental Namibia (30%), Paragon (5%)
Basin	Walvis Basin
First well	Cormorant-1
Spud date	September 4, 2018
Water depth	548 m
First well prospect size	124 MMbbl <sup>(2)</sup>
Well cost	~\$28 MM
Play type	Submarine fan
Min. commercial field size	~110 MMbbl at \$60/bbl <sup>(3)</sup>
Work program to date	1 well, 3,300 km <sup>2</sup> 3D and 1,000 km <sup>2</sup> 2D seismic
Seismic data	3D survey by Polarcus 2014
Past costs to date	> \$65 MM <sup>(3)</sup>



(1) Africa Energy owns one-third of Pancontinental Namibia, which owns 30% of PEL 37.

(2) Best Estimate Prospective Resources - obtained from third party public disclosure and have not been subject to independent audit by the Company.

(3) Company estimate.

# Summary – Platform for Growth

## Near-Term, High-Impact Exploration

- Block 11B/12B - Multi-billion-barrel potential
- Block 2B - Oil basin with existing discovery
- PEL 37 - Proven play with additional prospectivity

## Team of Oil Finders with Successful Track Record

- Experienced board and senior management
- Technical team with significant exploration success in Africa from Energy Africa / Tullow Oil

## Solid Backing

- Supportive shareholders from Lundin Group

## Good Timing

- Acquired world-class exploration assets during oil price downturn





# Cautionary Statements



This presentation has been prepared and issued by and is the sole responsibility of Africa Energy Corp. (the "Company") and its subsidiaries. It comprises the written materials for a presentation to investors and/or industry professionals concerning the Company's business activities. By attending this presentation and/or accepting a copy of this document, you agree to be bound by the following conditions and will be taken to have represented, warranted and undertaken that you have agreed to the following conditions.

The document is being supplied to you solely for your information and for use at the Company's presentation to investors and/or industry professionals concerning the Company's business activities. It is not an offer or invitation to subscribe for or purchase any securities and nothing contained herein shall form the basis of any contract or commitment whatsoever. The information contained in this presentation may not be used for any other purposes.

This presentation contains certain forward-looking information that reflects the current views and/or expectations of management of the Company with respect to its performance, business and future events including statements with respect to financings and the Company's plans for growth and expansion. Such information is subject to a number of risks, uncertainties and assumptions, which may cause actual results to be materially different from those expressed or implied including the risk that the Company is unable to obtain required financing and risks and uncertainties inherent in oil exploration and development activities. Readers are cautioned that the assumptions used in the preparation of such information, such as market prices for oil and gas and chemical products, the Company's ability to explore, develop, produce and transport crude oil and natural gas to markets and the results of exploration and development drilling and related activities, although considered reasonable at the time of preparation, may prove to be imprecise and, as such, undue reliance should not be placed on forward-looking information. The Company assumes no future obligation to update this forward-looking information except as required by applicable securities laws.

Certain data in this presentation was obtained from various external data sources, and the Company has not verified such data with independent sources. Accordingly, no representation or warranty, express or implied, is made and no reliance should be placed on the fairness, accuracy, correctness, completeness or reliability of that data, and such data involves risks and uncertainties and is subject to change based on various factors.

No reliance may be placed, for any purposes whatsoever, on the information contained in this presentation or on its completeness. The Company and its members, directors, officers and employees are under no obligation to update or keep current information contained in this presentation, to correct any inaccuracies which may become apparent, or to publicly announce the result of any revision to the statements made herein except where they would be required to do so under applicable law, and any opinions expressed in them are subject to change without notice, whether as a result of new information or future events. No representation or warranty, express or implied, is given by the Company or any of its subsidiaries undertakings or affiliates or directors, officers or any other person as to the fairness, accuracy, correctness, completeness or reliability of the information or opinions contained in this presentation, nor have they independently verified such information, and any reliance you place thereon will be at your sole risk. Without prejudice to the foregoing, no liability whatsoever (in negligence or otherwise) for any loss howsoever arising, directly or indirectly, from any use of this presentation or its contents or otherwise arising in connection therewith is accepted by any such person in relation to such information.

For additional details on the Company and certain risk factors, please see the Company's Annual Information Form filed on April 23, 2018 under its profile at [www.sedar.com](http://www.sedar.com).

The resource estimates contained herein are estimates only and there is no guarantee that the estimated resources will be recovered. Volumes of resources have been presented based on a gross interest. Contingent resources are those quantities of petroleum estimated, as of a given date, to be potentially recoverable from known accumulations using established technology or technology under development, but which are not currently considered to be commercially recoverable due to one or more contingencies. Prospective resources are those quantities of petroleum estimated, as of a given date, to be potentially recoverable from undiscovered accumulations by application of future development projects. There is no certainty that it will be commercially viable to produce any portion of the "Contingent Resources" referred to in this presentation. In the case of "Prospective Resources" there is no certainty that any portion of the resources will be discovered. If discovered, there is no certainty that it will be commercially viable to produce any portion of the resources referred to in this presentation.

## Uncertainty Ranges for Resources

Estimates of resource volumes can be categorized according to the range of uncertainty associated with the estimates. Uncertainty ranges are described in the COGE Handbook as low, best and high estimates as follows:

A "low estimate" (1C) is considered to be a conservative estimate of the quantity that will actually be recovered. It is likely that the actual remaining quantities recovered will exceed the low estimate. If probabilistic methods are used, there should be at least a 90% probability (P90) that the quantities actually recovered will equal or exceed the low estimate.

A "best estimate" (2C) is considered to be the best estimate of the quantity that will actually be recovered. It is equally likely that the actual remaining quantities recovered will be greater or less than the best estimate. If probabilistic methods are used, there should be at least a 50% probability (P50) that the quantities actually recovered will equal or exceed the best estimate.

A "high estimate" (3C) is considered to be an optimistic estimate of the quantity that will actually be recovered. It is unlikely that the actual remaining quantities recovered will exceed the high estimate. If probabilistic methods are used, there should be at least a 10% probability (P10) that the quantities actually recovered will equal or exceed the high estimate.

# Thank You

## CONTACT DETAILS

---

Investor Relations - Canada

Sophia Shane

Email: [info@africaenergycorp.com](mailto:info@africaenergycorp.com)

Tel: +1 (604) 689-7842

Investor Relations - Sweden

Robert Eriksson

Email: [reriksson@rive6.ch](mailto:reriksson@rive6.ch)

Tel: +46 701 11 26 15



Creating Value through Oil Exploration in Africa

[www.africaenergycorp.com](http://www.africaenergycorp.com)